

FUSSEN

About Fussen

Fussen is one of the leading companies specialized in developing, manufacturing and marketing Dental product. Established in 2010 ,to offer a better Digital Dental Imaging Solution for dentist .Product range covers Intraoral Sensor, Imaging Plate Scanner, Cone Beam CT,3D Scanner ,Intraoral Camera .Fussen GmbH is situated on Stuttgart ,Germany to offer Fussen product with the best service to European dentist. Fussen keep a German quality control during the manufacturing.

Fussen image is one brand of DentaLink which is based on high quality oral imaging products. Fussen image hold the goal to bring customers the greatest value and service through R & D innovation. The team members are professionals from dental digital imaging R & D, medical IT, dental supplies, they has achieved their 20 national patent invention until now.



Intraoral Scanner

Fast, Accurate, Convenient

Fussen Technology Co., Ltd

📍 2F,10#Building ,Tongfuyu Industrial Zone, Taoyuan St, Nanshan Dist, Shenzhen,China

☎ +86 755 2167 0890

🌐 www.fussengroup.com

✉ sales@fussenct.com



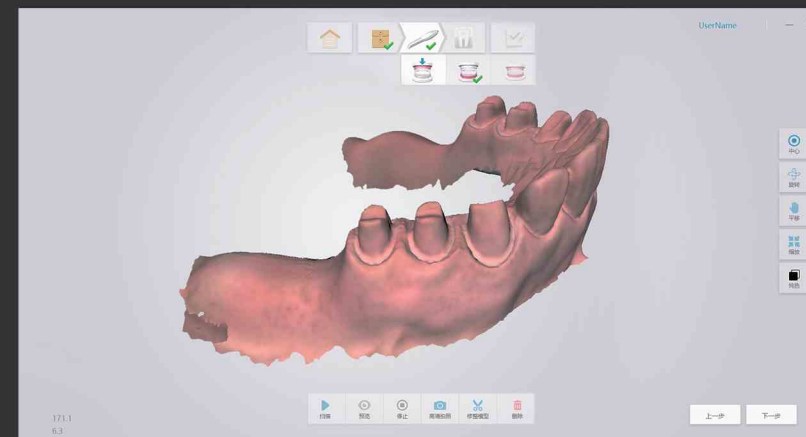



Portable Design

- Small volume ,easy to install and store
- Convenient to bring it and using in different consulting room of clinic

Scanning Without Powder

- Reduce the difficulty and complexity of clinical practice
- Enhance experience of patient comfort



Color Scanning

- Reflect the actual situation of the mouth
- Distinguish the Flab and sclerous tissues

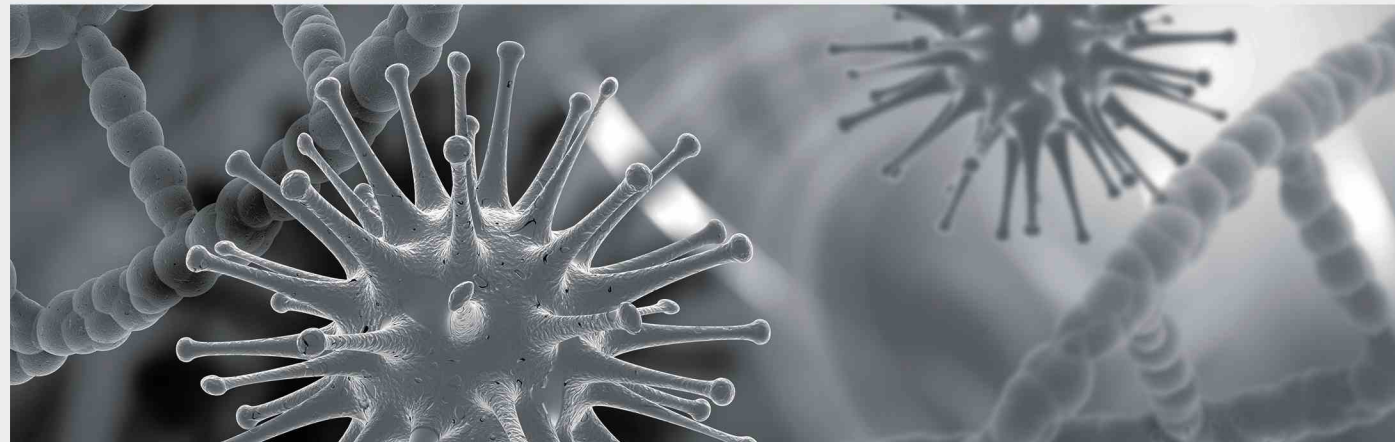
4D High Resolution Scanning

- Shorten the clinical operation time and enhance efficiency
- Real-time display of scanning data, dentist can diagnose and analyze the data



Small Scanner Tip

- Small size of head is apply to different opening degree of mouth
- Scanning head can be disassembled and disinfected, easy to replaced and used



Infection Control

Scanner's tip is support the sterilization of high temperature and immersion in order to protect cross infection.

High Precision And Fast

- The highest accuracy of scanning up to 25μm, can satisfy the clinical needs
- Full arches and occlusion scanning ≤ 5 minutes



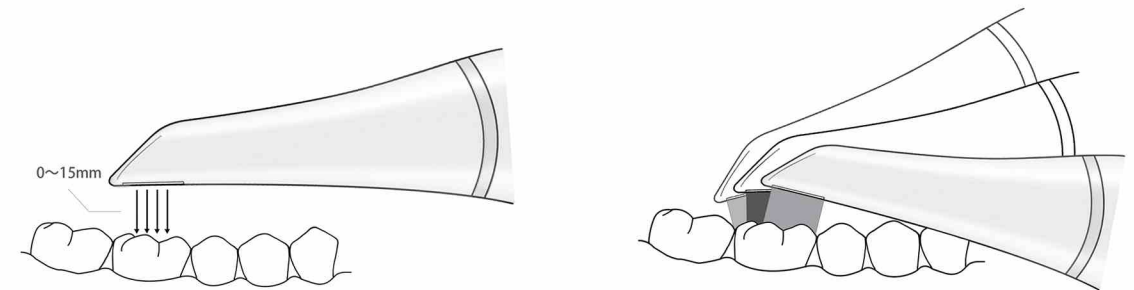
Traditional impression



Digital impression

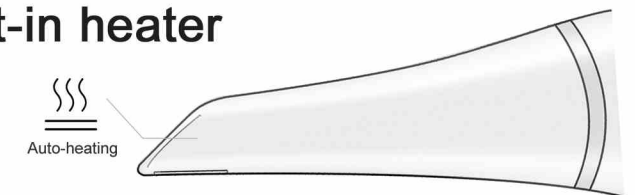
large depth of field

15mm large depth of field for Multi-angle scanning without dead ends, to keep the data intact.



Anti-fog function by built-in heater

Anti-fog function by built-in heater, to provide a complete protection for a one-time collection of data.






اول دنتال


Ergonomic Design

Compact pen-style design, Streamlined design of the shape is more comfortable, and in accordance with Ergonomic design.




Clinical Indication

Widen range of clinical indications, can be applied to most of the Restorations, Implants, Orthodontics, etc.



Data format is open-ended

- Export the STL format without encrypted , and compatible CAD design of software
- Data can be transferred to Machining Center from Cloud, and also to exported through other means



Technical Parameter

Product form
Portable intraoral scanner

Sensor
High-speed CMOS

Splicing technology
Accur-3D automatic stitching

Scanner type
Color scanning without power

Scanning technology
3D video

Scan speed
Full arches and occlusion ≤5 minutes

Scanner accuracy
25 μm

Tip dimensions
18.5mm(H) x 19mm(W)

Depth of field
15mm

Anti-fog technology
Automatic heating

Infection control
Autoclavable/ cold sterile

Scanner file output
STL , PLY

Clinical Indication
Restorations, Implant-borne restorations, Orthodontics, etc

Cabel lengeh
2m

Digital connection
Usb 3.0

Scanner dimensions
240mm(L) x 39.8mm(W) x 57mm(H)

Weight
350g